









Mod.											
	cm	Min	Max	n°	n°	PTO	A	B	C	min	max
PICKER/R 140	140	60	140	18	4	540	260	170	235	1150	1350
PICKER/R 160	160	70	140	22	4	540	260	190	235	1190	1390
PICKER/R 180	180	70	140	24	4	540	260	210	235	1240	1440